



SeceuroShield Lintel Security Shutter



The Shellcast Lintel  
Shutter System



**SeceuroShield**  
Lintel Security Shutter





For maximum security and minimal visual appearance, SeceuroLintel is a roller shutter contained within a structural lintel and conforms to the latest building regulations.

Installing roller shutters at the build stage provides enhanced security and a discreet, unobtrusive design without having to compromise on features or accessories. Enjoy all the benefits of a roller shutter but without the visual impact associated with traditional built-on designs.

The system is popular on new-builds but is also suitable for installation on existing buildings.

### Key Features:

- The shutter is hidden within the wall construction
- Can accommodate openings up to 8000mm in a single span
- Can be manufactured with shutters up to 5900mm in width
- Fully CE compliant
- Meets all building regulations
- A choice of slat profiles
- Designed to minimise cold bridging
- Lintels available in galvanised or stainless steel

### Build Types

The Lintel Shutter can be installed on multiple wall construction materials, including:

- Traditional brick & block
- Timber frame
- Steel frame
- Steel cladding
- Pre-fabricated



### Arched and Circular Lintels

The lintel shutter is available with bespoke shaped openings, like arches, circular windows or any almost any other shape you can think of.



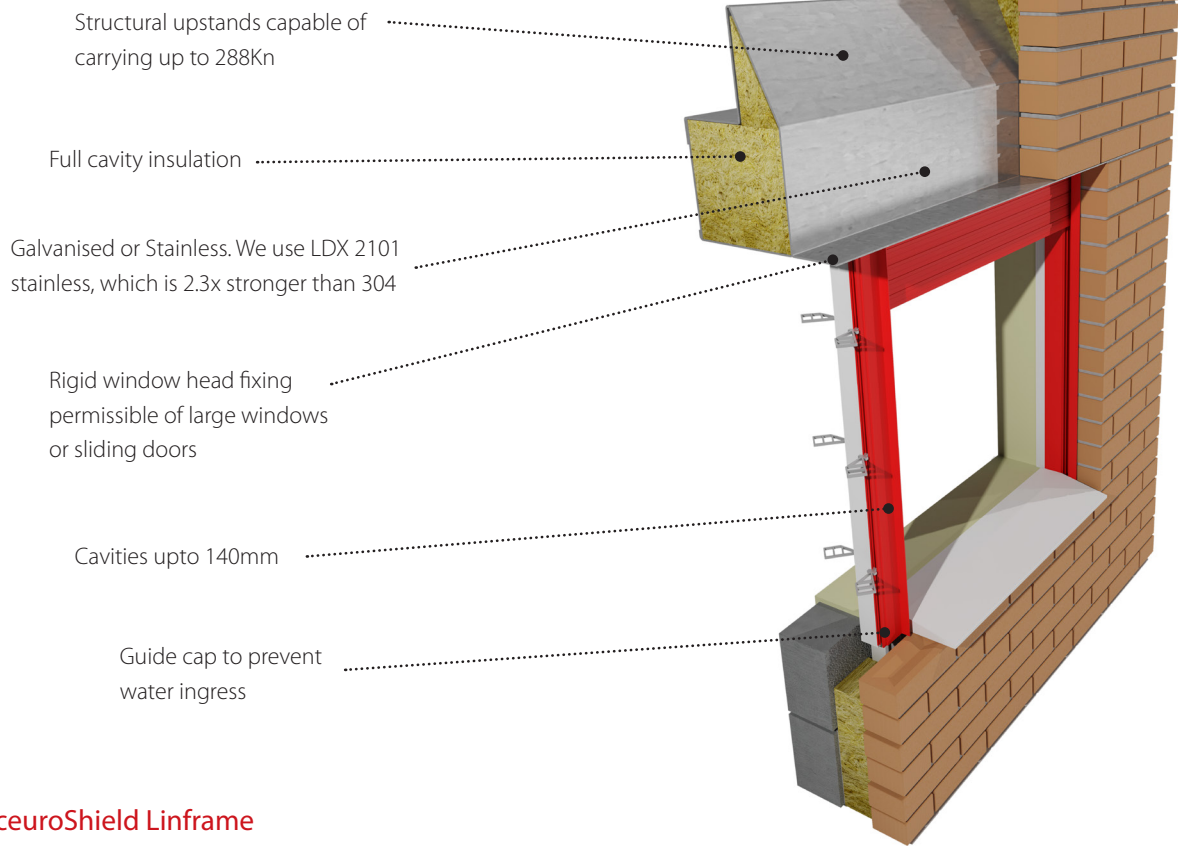
### Corner Lintels

Whether your walls are straight, curved or cornered our lintels can be adapted to suit your design. Where required, we can provide corner lintels with supporting steelwork.





# SeceuroShield Lintel Security Shutter



## SeceuroShield Linframe

The Linframe is an FCS (full closer system). This provides a complete insulated closer for an aperture which closes the bottom of the shutter's guides, allowing a weather seal finish. Rigid UPVC elbows set an opening size to the exact dimensions required.


### Opening Former Brace

Supplied head brace ensuring accurate opening sizes




### Wall Ties

Supplied wall ties if required, alternative fixing methods possible



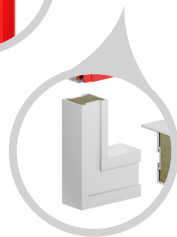
### Cavity Closer

30 minute fire-rated cavity closer with U-values that conform to the latest Part L2 Building Regulations



### Corner Elbow

These rigid joints form the corners to the Linframe sub-frame to guarantee parallel openings. This ensures that windows can be measured for tight fitting tolerances



### Access Panel

Building regulations stipulate that any structural element of a building must be protected from fire. The Lintel Shutter access panel gives protection, insulation and can be painted to match your internal finish.



# Applications

The lintel shutter is popular across many applications due to its low visual impact and its high resistance against attack. Typical installations include:



## Education

Schools have proven to be vulnerable premises during holidays and overnight. The lintel shutter provides protection of expensive, and vital school equipment when the building is not in use.



## Medical Centres/ Veterinary Surgeries

Medical and veterinary centres are often targeted for medical supplies. The lintel shutter provides reliable protection against break-ins.



## Commercial Buildings/ Offices

Provides effective security and protects high-value IT equipment, essential for the day to day running of most modern companies.



## Sport Centres/ Community Centres

Often situated in rural or vulnerable locations, a higher level of security is required as these premises can be targeted for their valuables, such as petty cash, vending machines or sports equipment.



## Residential Properties

For peace of mind whilst away or during holidays, the lintel shutter protects your property when you need it to but is concealed when not in use, ensuring the appearance of your property is not compromised.



## Retail

With large opening widths the lintel shutter is an ideal solution to modern retail premises. Thanks to the discreet design and choice of slat profiles, you can protect your store without compromising on the exterior appearance.

## Peace-of-Mind Warranties

All SeceuroShield products are guaranteed against defect of material or workmanship by SWS UK, subject to correct installation, maintenance and operation, for a period of 2 years from the date of purchase. The SeceuroDrive Motor carries a 5 year guarantee.

