

# Specification sheet: Qcompact



## Common Applications

Security domestic, commercial and office applications.

## Minimum & Maximum sizes


Minimum width	800mm overall
Maximum width	4600mm overall
Minimum height	800mm overall
Maximum height	3500mm overall

## Component Detail

### Curtain:-

- **Construction:** Aluminium
- **Weight:** 6.2kg per square metre
- **Standard colours:** RAL 9016, 9006, 7016
- **Special colours:** available on request
- **Options:** vision or solid curtains are available
- **Endlocks:** see guide detail
- **Profiles:** Top slat and 8 increasing slats
  - **Replacement slats:** Count must be given from the top slat downwards

Top slat from top Profile 1    Profile Q2CD #1 Profile 2-6    Profile Q2CD #2 Profile 7-11    Profile Q2CD #3 Profile 12-16    Profile Q2CD #4 Profile 17-21    Profile Q2CD #5 Profile 22-26    Profile Q2CD #6 Profile 27-31    Profile Q2CD #7 Profile 32-36    Profile Q2CD #8 Profile 37 downwards

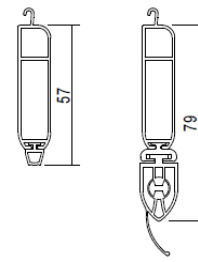


## Bottom Slat:-

- **Construction:** Aluminium extrusion
- **Profile:** AEG400
- **Rubber:** GEA or Electric safety edge

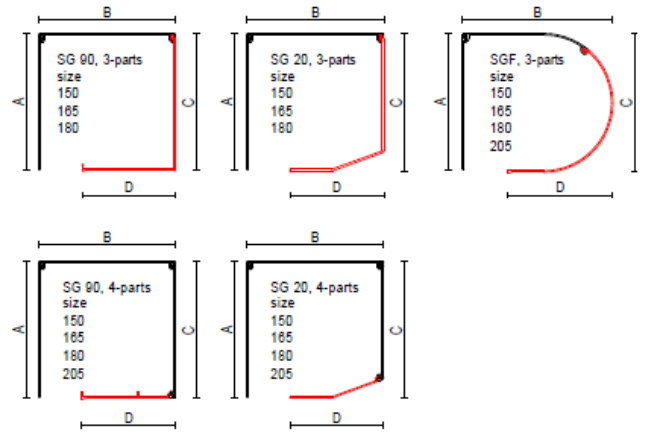
AEG 400

with GEA or EKL



## Hood and fascia:-

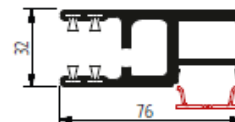
- **Construction:** Aluminium
- **Dimensions:** 150, 165, 180, 205
- **Options:** Curved, Square, Chamfered



size	SG 00, SG 20				SGF, 3-parts			
	150	165	180	205	150	165	180	205
A	151	166	181	206	151	166	181	206
B	152	167	182	207	167	183	182	214
C	152	167	183	207	153	169	184	210
D	99	115	130	148	113	128	143	158

## Guide channels:-

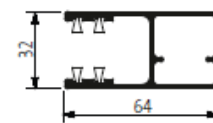
- **Construction:** Aluminium extrusion
- **Dimensions:** 76mm (W) x 32mm (D) OR 64mm (W) x 32mm (D)
- **Options:** Security side locking (standard option), Standard side locking



Guide channel 76 x 32 mm  
581920

### Security side locking (standard)

Q2 screw 4.5 x 55 mm 415065      Q2 threaded sleeve 41835



Guide channel 64 x 32  
141552

### Standard side locking (price reduction)



Q screw  
417455

## Axle assembly:-

- **Construction:** Aluminium extrusion
- **Dimensions:** 85mm

## Installation:-

- **Guide channels:**
  - Face fix or Reveal
- **Endplates:**
  - Fix to structure

### Operation:-

- **Options:-**
  - Somfy Override motor
  - Somfy Non-override motor
  - Somfy RTS motor
  - Push switch (Standard)
  - Key switch
  - Somfy Rollixo Control Panel + bottom slat transmitter

### Safety:-

- Safety brake
- Somfy Rollixo control panel for impulse control (optional)
- Photo cells (optional)

### Special Features:-

- 150 box with overall height of 1700mm, 180 on a CD150 & CD38
- Security rating of 2 with security side locking